

Schäffer

2428-2 - 5470 Z

WHEEL LOADERS

Compact power packages in the construction industry



SCHÄFFER

For over 60 years, we have been developing loaders to meet individual requirements. Customer satisfaction has made us what we are today: one of the most capable and successful suppliers of farm loaders, wheel loaders and telescopic wheel loaders ever. Every day our employees create new, customised solutions.

Every Schäffer loader is the result of years of experience and innovative thinking. Our products set the standard in terms of the highest possible reliability and durability. You can rely on Schäffer for lower costs throughout the whole operating life, and for performance, safety and driving comfort for many years to come.

WHEEL LOADERS BY SCHÄFFER: ADVANTAGES IN THE SMALLEST OF SPACES

All new Schäffer loaders lift relatively heavy loads despite low operating weights. The tipping load of the smallest new type 2428-2 machine is already more than 1,000 kg. This is made possible by a specially designed front end. It is lower in comparison with the standard machine, thus improving the driver's view of the tool. The lifting cylinder is stronger. The thicknesses of the swinging fork and supports were also increased to match the performance gains. The lifting height of the new loaders is between 2.30 m and 3.25 m.

The SLT versions of the new machines are also likely to be very interesting. They are characterised by a lower overall height, which is only 1.92 m for the 2428 SLT with an overhead guard. The loaders can thus also drive through very low passages, and are also suitable for use in, e.g., underground car parks. The SLT machines' low centre of gravity results in an even higher tipping load and better stability.



2428-2 18,5 kW (25 HP)



2430 18,5 kW (25 HP)



2445 S 37 kW (50 HP)



2428 SLT 18,5 kW (25 HP)



2430 SLT 18,5 kW (25 HP)



4670 Z 37,4 kW (51 HP)
48,6 kW (66 HP)



5470 Z 45 kW (61 HP)
55 kW (75 HP)



Schäffer loaders in action:
www.schaeffer.de/en/videos

PERFORMANCE

for great application versatility. Every day.



ADDED VALUE AT A GLANCE



SCHÄFFER 2428 SLT

The perfect combination
of performance and safety

The 2428 SLT is in many ways a unique machine. The low centre of gravity allows for a high tipping load with optimum stability. The total height from just 1.92 m and the minimum width of 0.94 m open up operation options that are simply not feasible for larger loaders. This new Schaffer is more than just an equipment carrier – it is a fully-fledged wheel loader.

Very often, the alternative to the 2428 SLT is strenuous manual work – don't let it come to this.

Ball joint bearings
instead of bearing bushes,
with significantly improved
long-term quality.

Maintenance-
free articulated/
swivel joint
with
extended
warranty.

One lifting cylinder
instead of two:
clear view ahead,
no torsion and
no wear.

Original Schaffer axles:
Very robust construction.
High thrust forces.

SWH tool holder
with hydraulic lock.
3. Standard control
circuit.

Adjustable
steering
column

Kubota engines:
World leader in compact
diesel engines – clean,
economical and powerful.

Front and rear bonnets
can be opened easily.
Ease of maintenance is
significantly improved
by quick access.

SCHAEFFER.DE/EN/2428SLT



SCHÄFFER 2428-2



THE WORKHORSE FOR EVERY DAY

Schäffer loaders increase productivity and are genuinely fun to drive.

The Schäffer 2428-2 is suitable for operations of all kinds thanks to its perfect combination of performance, driving comfort and reliability. The hydrostatic traction drive delivers high thrust forces coupled with very low fuel consumption.

The machine is very simple and intuitive. The view of the attachments is excellent. The comfortable seating position guarantees relaxed and productive work at all times for the driver.



Schäffer axles – stability and safety guaranteed

Schäffer axles are optimised for each model. The force of the hydrostatic drive is converted into endless thrust. The perfect coordination of the complete drive system helps save fuel.

PERFECTLY DESIGNED



The practical toolbox can be used to keep everything in order. Tools such as grease guns are stored safely and are always within reach.



Electrical fuses can be easily checked and replaced.



The optional rotating beacon is located in a protected position.



The steering column angle is adjustable. This is convenient and also makes getting in and out easier.



The load arm features an elegant and strong design for the toughest of operations.



Additional lamps can be mounted on the overhead guard or cab as required.



HTF: MAXIMUM THRUST, EVEN WHEN IN HIGH GEAR

HTF, or 'High Traction Force', automatically regulates the thrust so the loader can supply the highest possible thrust even in a high gear. HTF uses a new axial piston-bent axis motor that regulates speed automatically depending on the traction. This is particularly useful in an uphill position as the driver does not have to switch to first gear.

HTF comes into its own when digging into aggregate material - if more thrust is required, the hydraulic motor adapts automatically, without the driver having to interfere manually. This means most of the work can be done in fast gear, increasing driving comfort and speeding up work. The Schäffer **2430**, **2430 SLT**, **2445 S**, **4670 Z** and **5470 Z** are equipped and delivered with the HTF-drive as standard.



Benefits:

- Very high thrust forces
- No need to manually shift down a gear when going uphill
- Even at high speed the maximum thrust is always available, e.g. when digging into aggregate material
- Enhanced driving comfort, faster working

2430 SLT: MAXIMUM IMPACT IN TIGHT SPACE

Superseding the extremely successful 2445 SLT, the Schäffer 2430 SLT is as an enormously versatile and efficient compact wheeled loader that offers an operating weight of 2.4 - 2.6 tonnes depending on specification. This said, the light-weight machine handles pallets of paving stones weighing up to 1.9 tonnes. Another advantage is the ease of transport from one construction site to the next, because all it takes is a regular trailer for private cars.

Thanks to its compact dimensions – 1.02 m minimum width and 1.96 m minimum height – the machine passes through low gates and easily manoeuvres in underground car parks. Operator access is easy thanks to the relatively low position of the seat.

The loader is powered by an 18.5 kW (25 HP), 1.7 l Kubota engine: one of the highest-torque engines in this power bracket. The diesel-fuelled, low-emission unit does not require emission treatment. The standard-fit high-pressure transmission accelerates the agile artic loader rapidly to 20 km/h and develops a dependably high thrust. The automatic High Traction Force (HTF) thrust control eliminates the need for downshifting to get the maximum thrust, boosting your work rates and providing the maximum thrust also in range 2. The transmission is controlled electronically by the Schäffer Power Transmission (SPT) which pairs the hydraulic drive with the torque characteristics of the engine and translates into a substantially higher performance as efficiency and fuel economy increase.



Both the 2430 with an overall height from 2.14 m and the very low 2430 SLT are available with cab or protective roof.



SCHÄFFER 2445 S



THE NEXT GENERATION OF COMPACT LOADERS

In recent years „2445“ has developed into a real brand in the market of compact construction machinery. The machine is one of the most popular loaders in our construction machinery range. The successor model 2445 S emits significantly less pollutants. A more powerful engine and the electronically regulated drive provide even more agility and thrust.

The 2445 S is available in full cab or with protective roof. Depending on the ballast weight, it has an operating weight of 2.5 to 2.7 tonnes for easy transportation between construction sites using a regular car trailer. Although compact in size, the machine offers a tipping load of up to 1.9 t, which enables it to handle pallets of paving. With a lift height of 2.50 m, the machine is also suitable for filling and unloading bigger trailers.

The new wheeled loader is powered by a modern 3-cylinder Kubota Diesel engine which develops 37 kW (50 HP) from a 1.8-litre displacement – a 22 % increase over its predecessor.

The high torque of up to 151 NM boosts output by 28 % which is developed at a relatively low 1,600 rpm and a noticeably lower noise level. Although the engine is significantly more powerful it is more economical on fuel as consumption has been reduced by 10 % per kilowatt hour.

Stage V compliance is achieved by using a diesel oxidation catalyst (DOC) and diesel particulate filter (DPF), which results in a significant reduction in emissions over the previous model and a nearly complete retention of soot particles in the particulate filter. A low-emission fleet is becoming more important for contracting jobs both from the private and public sector in the future, with more and more city councils requiring the use of Stage V compliant machinery in their tenders.



MULTI HIGH FLOW: MAXING THE POWER FLOW TO ATTACHMENTS AND REMOTES



The new Multi High Flow (MHF) hydraulic system is an option for the Schäffer 2445 S that increases the versatility of this machine. Supplying an oil flow of up to 81l/min, the MHF system powers attachments that require a very high oil flow to the remote couplers. Yet, there is more to Schäffer Multi High Flow! On the one hand, the system is also suitable for operating attachments that are less power sapping by reducing the oil flow; on the other hand it powers hydraulic ancillaries and the regular lift/drop functions without causing a drop in the oil flow to the main consumer. For example, Multi High Flow is able to operate a high-output snow blower at maximum power, hydraulic adjustment of the ejection direction and width and the loader boom all at the same time. In these applications, the machine is making maximum use of the enormous potential delivered by MHF –

all conveniently controlled from the joystick. Furthermore, the overflow oil line on these machines also serves as an additional pressure-free return. MHF is available as an option on the **2445 S** model.

Benefits:

- Higher oil flow increases machine versatility
- Simultaneously operates multiple hydraulic functions without noticeable power drop
- Selectable maximum pump output
- Extra pressureless return line



PERFECT FOR CONSTRUCTION AND LANDSCAPING

A good loader also provides good solutions in detail:

1. Kubota engines are quiet, economical and extremely durable. These engines demonstrate their capabilities millions of times every day at construction sites around the world. It is not without reason that the Japanese manufacturer's products have an excellent reputation across many branches of industry.
2. The cabin offers maximum comfort. Heating is, of course, standard equipment. Thanks to the generous glazing and good all-round visibility, the driver can always keep an eye on everything, and work safely and quickly. Due to the low height and large-sized doors, the driver can climb in and out very easily.
3. Swivelhead eyes on the hydraulic cylinders prevent wear through torsion.
4. A variety of tyre options is available. Tread and tyre widths that match the operating environment are a prerequisite for optimal results. We will gladly provide you with guidance.
5. The lifting cylinder has been dimensioned to be particularly strong, thus matching the high tipping load. Since only one cylinder is provided, the load arm can be built to be fairly lean, thus improving the operator's view of the equipment.
6. Different operations always demand a perfect choice of equipment. Schäffer offers a variety of possibilities. We will do everything possible to solve your problem.

SCHAEFFER.DE/EN/2445S



SCHÄFFER 2445 S





ELECTRONICALLY REGULATED DRIVE FOR HIGHER COMFORT

Our new Kubota motor offers the highest possible torque in its class and is unique in the market of these loaders due to an electronically regulated drive – SPT or 'Schäffer Power Transmission'. The drive is adapted to the torque of the diesel engine for multitude of advantages: operating costs decrease as the diesel fuel consumption is reduced. Hill starts are a lot easier as the start-up assistant helps prevent the vehicle moving backwards.

The optional potentiometer acts as cruise control. The loader keeps a constant speed automatically and independently from the motor speed – especially convenient when working with mulchers or brooms.

Additionally, there are several new safety functions, for example protection from overheating and motor over-revving protection, making working with the loader safer and more reliable. SPT is standard on the Schäffer **2428-2, 2430, 2430 SLT, 2445 S, 4670 Z** and **5470 Z**.

Benefits:

- Higher efficiency, lower fuel consumption and reduced operating costs
- 'Start up assistant' to make hill starts easier
- Different parameters for different drive characteristics
- Extra safety functions including overheating and over rotation protection to make the loader safer and more reliable
- Optional potentiometer that works to maintain a constant speed regardless of the motor speed. This is particularly useful when working with mulchers or brooms
- Greater agility and more driving fun!



ERGONOMICS AT ITS BEST

Driver comfort was our top priority when designing the cabin of the 4670 Z. A range of features contribute to a very comfortable work environment, so the driver can feel fresh, even after long working days. All operating and control instruments are clearly laid out and user-friendly, and easily accessed from the comfortable seat with impressive legroom. The generous use of glass delivers perfect visibility for working and manoeuvring. The third control circuit is integrated in the joystick, with no need to change the handle to operate the additional control circuit.



Switch bar, electric plug



Multifunctional joystick

SCHÄFFER 5470 Z



5470 Z: POWERFUL WHEEL LOADER WITH PERFECT ALL-ROUND VISIBILITY

The 5470 Z is a new loader of the 0.8 m³ class. The completely redesigned machine has a revised boom geometry with Z kinematics, giving an optimised view of the attachments such as the earth shovel and pallet fork. A spacious new cab also contributes to better all-round visibility. The 5470 Z, which weighs five tons, meets all the requirements of exhaust emission level Stage V and thus significantly reduces pollutant emissions. The new wheel loader is powered by a Deutz engine with 45 kW (61 HP), and there is also a 55 kW (75 HP) option available. Both power ratings

meet exhaust emission level Stage V through the use of a diesel oxidation catalyst and a diesel particulate filter, giving a significant reduction in soot particles and nitrogen oxides around the machine. The very high working pressure of 510 bar in the drive provides high thrust forces and improved agility, with the benefit of further efficiency and fuel saving use of the loader.

Z-LOADERS FROM SCHÄFFER: POWER IN ACTION

The Schäffer loader 5470 Z completes the Z-Loader range. These again combine compact dimensions with maximum power and ergonomics, ideal for fast and safe handling of bulk goods and the transport of heavy loads. These compact wheel loaders are in their element in narrow operating conditions. The Z-kinematics bring power for lifting and tipping loads. The swinging rear axle provides great stability.


The loaders are equipped with the 'SCV' cab, which is hard to beat in terms of space and ease of operation. The driver works faster and safer thanks to the perfect all-round visibility.



COMPUTER-OPTIMISED ARM WITH Z KINEMATICS – SIMPLY STRONG

Our Z-Loaders feature a computer-optimised arm, designed by experienced Schäffer engineers using 3D CAD technology. Wide and strong enough to support any tool, yet designed to ensure better visibility – it's another example of smart, driver-centred design from Schäffer.

THE SCHÄFFER 5470 Z: ADVANTAGES AT A GLANCE



The new cab: ROPS and FOPS approved; very spacious, sets standards in terms of ergonomics and all round view. Option available in low version.

4-cylinder Deutz Turbo diesel engine: clean, moneysaving, powerful.

Low boom pivot for perfect view.

Z-bar linkage for high break out force.

CAD optimised loading arm geometry for optimum lifting power and reach; perfect parallel lift.

Versatile due to big range of tools and optional equipment.

Axles in HD version: standard with planetary axle and automatic limited-slip differential. Best thrust through optimal setup of axle, hydrostatic drive and diesel engine. The oscillating rear axle improves the stability by 30%.

Extremely strong articulation joint, maintenance-free.

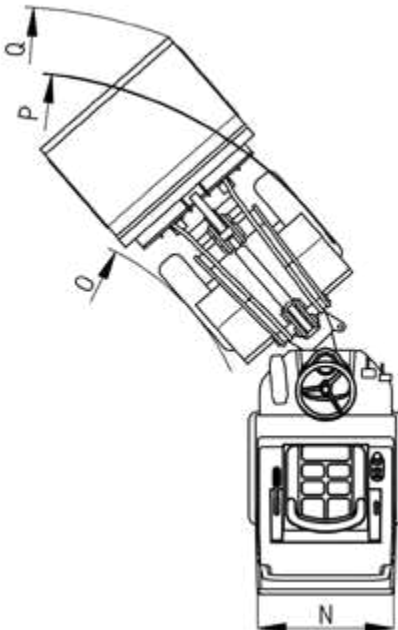
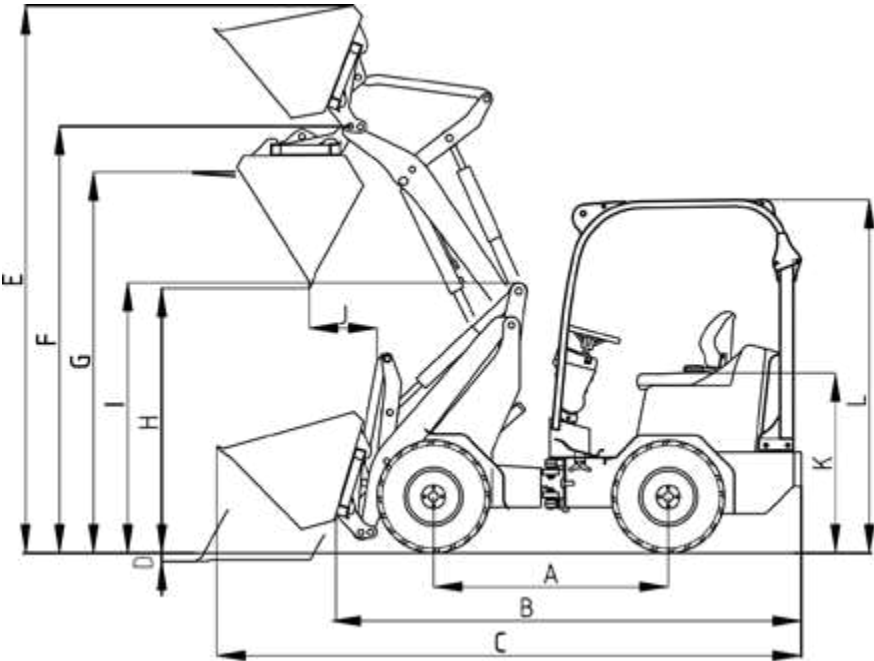
TECHNICAL DATA

	2428-2	2430	2445 S
Engine	3-cyl. diesel engine Kubota D1105, 18.5 kW (25 HP)	3-cyl. diesel engine Kubota D1703-M-Di, 18.5 kW (25 HP)	3-cyl. diesel engine Kubota D1803-CR-T, 37 kW (50 HP)
Exhaust gas treatment / emission level	- / V		DOC, DPF / V
Traction hydraulics	Hydrostatic-automotive	Hydrostatic automotive, HTF (High Traction Force)	
Tyres	27x8.50-15 SKD Option I 27x10.5-15 Option II 26x12.00-12	10.0/75 - 15.3 MPT/SKD/AS Option I 27x10.5-15 Option II 31x15.5-15	10.0/75 - 15.3 MPT / SKD / AS Option I 31x15.5-15
Service braking system	Hydrostatic and mechanical drum brake	Combined brake hydrostatic and multi-disc brake	
Parking brake	Mechanical drum brake	Multi-disc brake running in oil bath	
Working hydraulics Output/pressure	Delivery rate: from 33 l/min Operating pressure: 200 bar	Delivery rate: 42 l/min Operating pressure: 200 bar	Delivery rate: from 51 l/min Operating pressure: 200 bar
Steering	Fully hydraulic articulated/ swivel steering		
Operating weight	1,820 kg	2,200 kg 2,400 kg with cab	2,500 kg 2,700 kg with cab
Lifting capacity	1,700 kg	1,900 kg	1,900 kg
Tipping load, straight*1 Pallet fork Bucket	1,046 - 1,222 kg 1,218 - 1,354 kg	1,272 - 1,521 kg 1,530 - 1,740 kg	1,830 - 1,950 kg 2,420 - 2,570 kg
Tipping load, articulated*1 Pallet fork Bucket	850 kg 1,020 kg	900 kg 1,180 kg	1,360 kg 1,740 kg
Payload Pallet fork, even ground*2 Pallet fork, uneven ground*2 Bucket*3	680 kg 510 kg 510 kg	720 kg 540 kg 590 kg	1,088 kg 816 kg 870 kg
Axles	Original Schäffer axles, 5-hole rim	Original Schäffer axles, 6-hole rim	Original Schäffer axles, 6-hole rim; Option: automatic slip-control differential
Speed	0 - 15 km/h	0 - 20 km/h	0 - 20 km/h in 2 gears switchable under load Option: 0 - 30 km/h
Electric system	Operating voltage: 12 V		
Fill quantities	Fuel: 23 l Hydraulic oil: 30 l	Fuel: 40 l Hydraulic oil: 30 l	Fuel: 50 l Hydraulic oil: 48 l
Specific gravity of material	1.6 t/m³	1.6 t/m³	1.6 t/m³
Bucket capacity *4	0.32 m³	0.42 m³	0.50 m³
Recommended bucket width	0.8 m	1.1 m	1.4 m
Sound pressure level LpA	84 dB(A)	85 dB(A)	82 dB(A)
Sound power level guaranteed LwA equivalent LwA	101 dB (A) 98 dB (A)	101 dB (A) 101 dB (A)	101 dB (A) 98 dB (A)
Hand/arm vibration *5	< 2.5 m/s²		
Total body vibration *5	< 0.5 m/s²		

*1 according to ISO 8313 *2 according to EN 474-3 *3 according to ISO 14397-1 *4 according to ISO 7546 *5 according to ISO 8041
Tyre dimensions and additional equipment can change the operating weight, tipping load and bucket capacity.

DIMENSIONS

		2428-2	2430	2445 S
A	Wheelbase [mm]	1,530	1,645	1,880
B	Chassis length [mm]	3,030	3,140	3,445
C	Overall length with standard bucket [mm]	3,780	3,830	4,185
D	Digging depth [mm]	110	105	105
E	Max. working height [mm]	2,960	3,230	3,230
F	Max. bucket pivot point. [mm]	2,300	2,500	2,500
G	Loading height with pallet forks [mm]	2,150	2,150	2,360
H	Max. dumping height [mm]	1,450	1,700	1,700
I	Front end height [mm]	1,360	1,490	1,490
J	Dumping width [mm]	470	260	260
K	Seat height [mm]	1,055	1,190	1,160
L	Overhead guard height [mm] Cab height [mm]	2,100 -	2,190 2,140	2,230 2,150
N	Overall width [mm]	940 - 1,250	1,020 - 1,300	1,100 - 1,520
O	Inner turning radius [mm]	860	1,170	1,230
P	Outer turning radius [mm]	1,755	2,190	2,330
Q	Outer radius with standard bucket [mm]	2,105	2,480	2,710



TECHNICAL DATA

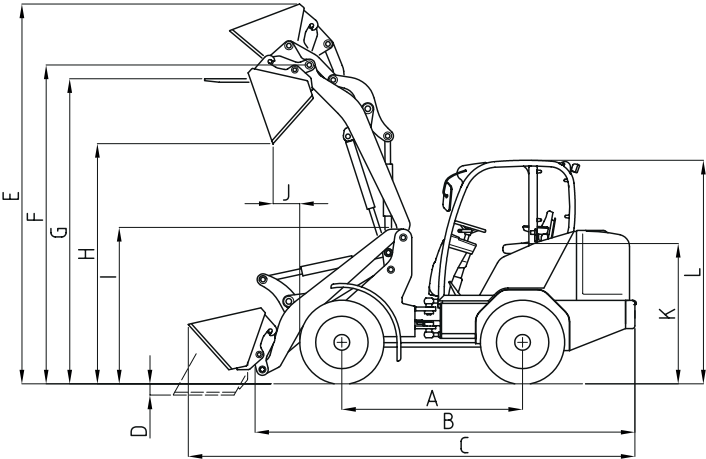
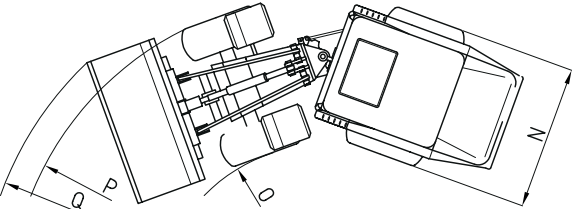
	2428 SLT	2430 SLT
Engine	3-cyl. diesel engine Kubota D1105, 18.5 kW (25 HP)	3-cyl. diesel engine Kubota D1703-M-Di, 18.5 kW (25 HP)
Exhaust gas treatment / emission level	- / V	
Traction hydraulics	Hydrostatic-automotive	Hydrostatic automotive, HTF (High Traction Force)
Tyres	27x8.50-15 SKD Option I 27x10.5-15 Option II 26x12.00-12	10.0/75 - 15.3 MPT / SKD / AS Option I 27x10.5-15 Option II 31x15.5-15
Service braking system	Hydrostatic and mechanical drum brake	Combined brake hydrostatic and multi-disc brake
Parking brake	Mechanical drum brake	Multi-disc brake running in oil bath
Working hydraulics Output/pressure	Delivery rate: from 33 l/min Operating pressure: 200 bar	Delivery rate: 42 l/min Operating pressure: 200 bar
Steering	Fully hydraulic articulated/swivel steering	
Operating weight	1,860 kg 1,960 kg with cab	2,480 kg 2,555 kg with cab
Lifting capacity	1,700 kg	1,900 kg
Tipping load, straight*1		
Pallet fork	1,185 - 1,311 kg	1,733 - 1,954 kg
Bucket	1,550 - 1,663 kg	1,820 - 2,135 kg
Tipping load, articulated*1		
Pallet fork	880 kg	1,325 kg
Bucket	1,170 kg	1,550 kg
Payload		
Pallet fork, even ground*2	704 kg	1,060 kg
Pallet fork, uneven ground*2	528 kg	795 kg
Bucket*3	585 kg	775 kg
Axles	Original Schäffer axles, 5-hole rim	Original Schäffer axles, 6-hole rim; Option: automatic slip-control differential
Speed	0 - 15 km/h	0 - 20 km/h
Electric system	Operating voltage: 12 V	
Fill quantities	Fuel: 23 l Hydraulic oil: 30 l	Fuel: 40 l Hydraulic oil: 30 l
Specific gravity of material	1.6 t/m³	1.6 t/m³
Bucket capacity *4	0.37 m³	0.50 m³
Recommended bucket width	1.0 m	1.3 m
Sound pressure level LpA	83 dB(A)	85 dB(A)
Sound power level guaranteed LwA equivalent LwA	101 dB (A) 98 dB (A)	101 dB (A) 101 dB (A)
Hand/arm vibration *5	< 2.5 m/s²	
Total body vibration *5	< 0.5 m/s²	

*1 according to ISO 8313 *2 according to EN 474-3 *3 according to ISO 14397-1 *4 according to ISO 7546 *5 according to ISO 8041

Tyre dimensions and additional equipment can change the operating weight, tipping load and bucket capacity.

DIMENSIONS

2428 SLT			2430 SLT		
A	Wheelbase [mm]	1,700	1,815		
B	Chassis length [mm]	3,200	3,400		
C	Overall length with standard bucket [mm]	3,950	4,200		
D	Digging depth [mm]	110	105		
E	Max. working height [mm]	2,960	3,230		
F	Max. bucket pivot point. [mm]	2,300	2,500		
G	Loading height with pallet forks [mm]	2,150	2,360		
H	Max. dumping height [mm]	1,450	1,700		
I	Front end height [mm]	1,360	1,480		
J	Dumping width [mm]	470	260		
K	Seat height [mm]	910	995		
L	Overhead guard height [mm] Cab height [mm]	1,920 1,920	1,960 1,960		
N	Overall width [mm]	940 - 1,250	1,020 - 1,300		
O	Inner turning radius [mm]	1,795	1,560		
P	Outer turning radius [mm]	2,735	2,580		
Q	Outer radius with standard bucket [mm]	3,345	2,960		



TECHNICAL DATA

DIMENSIONS

4670 Z		5470 Z	
Engine	4-cyl. diesel engine Kubota V2403-CR(-T), 37.4 kW (51 HP) / 48.6 kW (66 HP)	4-cyl. diesel engine Deutz TD 2.9, 45 kW (61 HP) / 55 kW (75 HP)	
Exhaust gas treatment / emission level	DOC, DPF / V		
Traction hydraulics	Hydrostatic automotive, HTF (High Traction Force)		
Tyres	11.5/80 - 15.3 AS Option I 15.0/55-17 Option II 425/55-17	400/70R18 A608	
Service braking system	Combined brake hydrostatic and multi-disc brake		
Parking brake	Multi-disc brake running in oil bath		
Working hydraulics Output/pressure	Delivery rate: 76 l/min Operating pressure: 200 - 210 bar	Delivery rate: from 64 l/min Operating pressure: 220 bar	
Steering	Fully hydraulic articulated/swivel steering	Hydraulic articulated pendulum steering	
Operating weight	3,400 kg / 3,520 kg with cab	5,220 kg with cab	
Lifting capacity	2,400 kg	3,600 kg	
Tipping load, straight*1 Pallet fork Bucket	1,823 - 2,149 kg 2,120 - 2,428 kg	2,660 kg 3,300 kg	
Tipping load, articulated*1 Pallet fork Bucket	1,700 kg 1,950 kg	2,033 kg 2,611 kg	
Payload Pallet fork, even ground*2 Pallet fork, uneven ground*2 Bucket*3	1,136 kg 852 kg 880 kg	1,626 kg 1,220 kg 1,306 kg	
Axles	Original Schäffer axles, 6 wheel nut rim; planetary axle and automatic limited slip brake	ZF-axles, 8 wheel nut rim; planetary axle and automatic limited slip brake, oscilating rear axle	
Speed	0 - 20 km/h, 2 speeds gear switching under load possible, Option: 0 - 30 km/h	0 - 20 km/h, 2 speeds gear switching under load possible, Option: 0 - 30 km/h	
Electric system	Operating voltage: 12 V		
Fill quantities	Fuel: 90 l Hydraulic oil: 60 l	Fuel: 82 l Hydraulic oil: 81 l	
Specific gravity of material	1.6 t/m³	1.6 t/m³	
Bucket capacity *4	0.55 m³	0.80 m³	
Recommended bucket width	1.3 m	1.8 m	
Sound pressure level LpA	85 dB (A)	74 dB(A)	
Sound power level guaranteed LwA equivalent LwA	101 dB (A) 100 dB (A)	101 dB (A) 101 dB (A)	
Hand/arm vibration *5	< 2.5 m/s²		
Total body vibration *5	< 0.5 m/s²		

*1 according to ISO 8313 *2 according to EN 474-3 *3 according to ISO 14397-1 *4 according to ISO 7546 *5 according to ISO 8041
Tyre dimensions and additional equipment can change the operating weight, tipping load and bucket capacity.

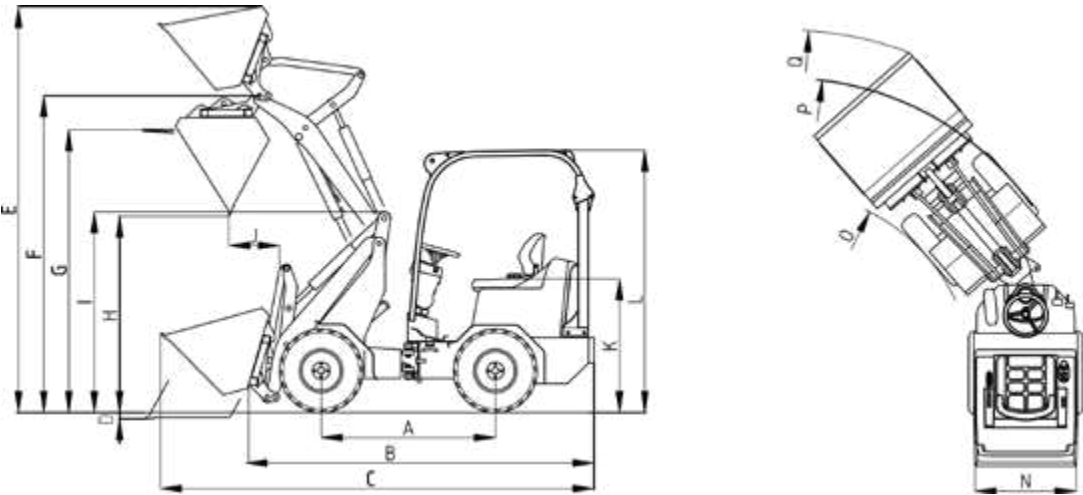
Availability of Schäffer efficiency systems

	2428-2	2428 SLT	2430	2430 SLT	2445 S	4670 Z	5470 Z
HTF	-	-	X	X	X	X	X
SPT	-	-	X	X	X	X	X
MHF	-	-	-	-	O	-	-

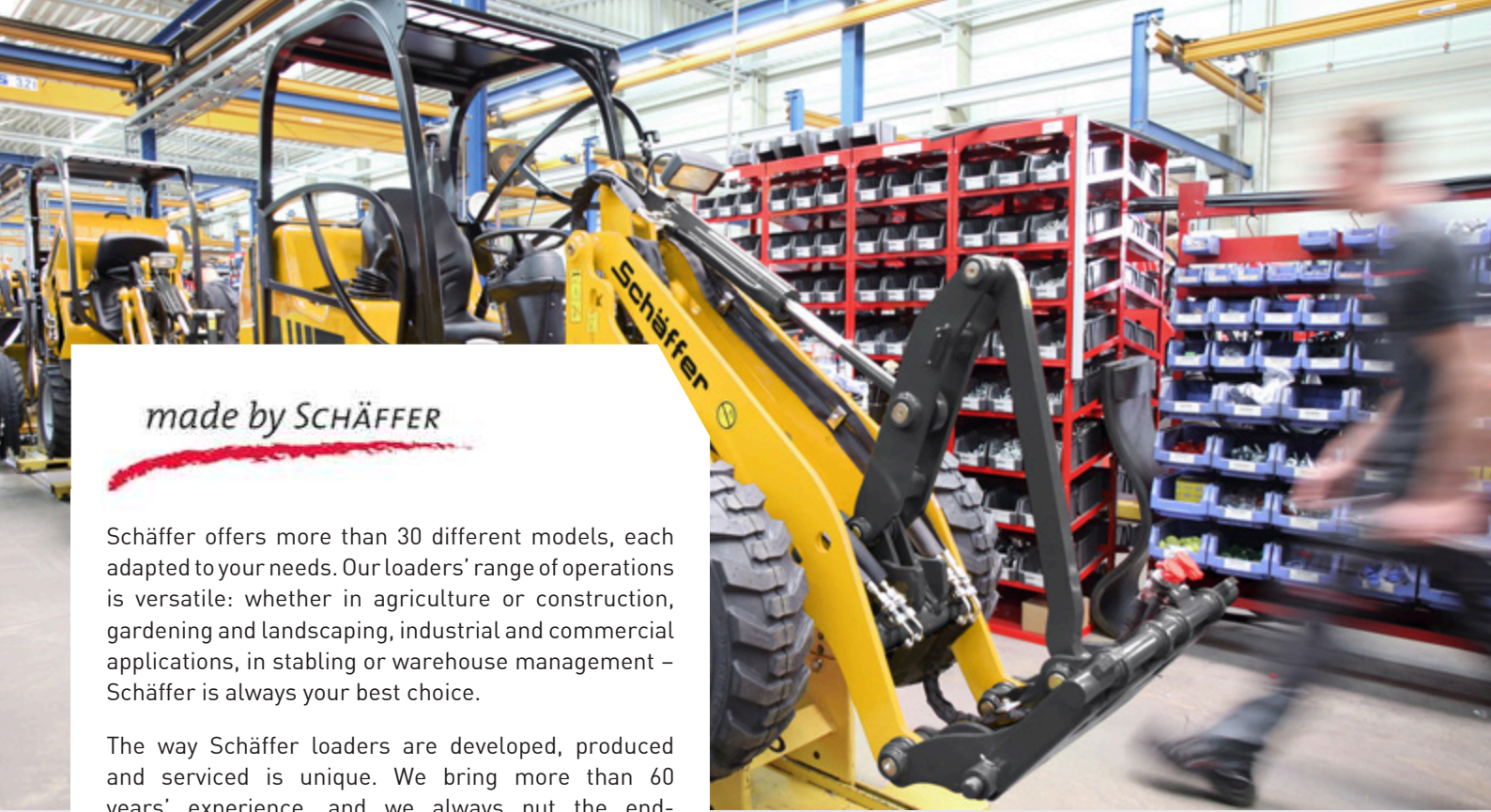
X = as standard, O = optional

4670 Z			5470 Z		
A	Wheelbase [mm]	2,000	2,050		
B	Chassis length [mm]	4,080	4,700		
C	Overall length with standard bucket [mm]	4,760	5,250		
D	Digging depth [mm]	120	80		
E	Max. working height [mm]	4,060	3,900		
F	Max. bucket pivot point. [mm]	3,260	3,250		
G	Loading height with pallet forks [mm]	3,050	3,120		
H	Max. dumping height [mm]	2,500	2,500		
I	Front end height [mm]	1,570	1,530		
J	Dumping width [mm]	640	420		
K	Seat height [mm]	1,270	1,340		
L	Overhead guard height [mm] Cab height [mm]	2,270 2,270	- 2,570 / 2,450*		
N	Overall width [mm]	1,420 - 1,730	1,740 - 1,820		
O	Inner turning radius [mm]	1,425	1,560		
P	Outer turning radius [mm]	2,845	3,300		
Q	Outer radius with standard bucket [mm]	3,175	3,470		

* Option: low cabin



All technical specifications in this brochure refer to serial models and describe their standard functions. The equipment components and their functions as well as the accessories depend on the individual model and the product options and also on the country and customer specific requirements (the maximum values for tipping loads and payloads can only be reached with additional ballasting). Images may contain products or equipment components which are not mentioned or cannot be obtained as a standard. The descriptions, measurements, images, weight specifications and technical data correspond to the state of the art at the time of printing and are non-binding. We reserve changes in the field of construction, equipment, optics and technology without prior notice, due to the continuous development of the products. In case of doubts concerning the performance or the mode of operation of our products due to special circumstances, we recommend the execution of work samples under controlled conditions. We cannot exclude deviations from images or measurements, calculation errors, printing errors or incompleteness in the prospectus despite all due care. We do therefore not accept any liability for the correctness and completeness of the specifications in this prospectus. We do guarantee the proper functioning of our products within the scope of our General Terms and Conditions. Any guarantees that go beyond these are on principle not provided. Any liability beyond the ones set out in our General Terms and Conditions is excluded.



made by SCHÄFFER

Schäffer offers more than 30 different models, each adapted to your needs. Our loaders' range of operations is versatile: whether in agriculture or construction, gardening and landscaping, industrial and commercial applications, in stabling or warehouse management – Schäffer is always your best choice.

The way Schäffer loaders are developed, produced and serviced is unique. We bring more than 60 years' experience, and we always put the end-user first, working to make your job safer, more comfortable and more profitable. Additionally, at our Erwitte location in Germany we use state-of-the-art development and production technologies. Ultimately, it is our employees who continuously develop new solutions, in close contact with the end user. Years of company service together with an enduring spirit form the basis for the special competence and for our global success.

The Schäffer name does not just mean unique product quality. It also stands for safety and the optimal service that we guarantee in Germany, Europe and around the globe.

Purchasing a Schäffer loader is the beginning of a long-term relationship. Your machine will only remain a 100% genuine Schäffer if you use original replacement parts. Only then will it guarantee the reliability you need, and have the right to expect. We offer you and our service partners a 24 hour delivery service – 7 days a week, 365 days a year.



YOUR DEALER:

Schäffer

Schäffer Maschinenfabrik GmbH

Auf den Thränen
D-59597 Erwitte

fon +49 (0)2943 9709-0
fax +49 (0)2943 9709-50

info@schaeffer.de



WWW.SCHAEFFER.DE/EN